



Biff, Chip and Kipper Stories



Oxford Reading Tree

Put It Back

Oxford Level 2

Book Band 3 Yellow

Put It Back

Kipper finds a big shell.



*Biff, Chip and Kipper Stories
Level 2
First Sentences*

- The Big Egg
- Poor Floppy
- Put It Back
- In a Bit
- A Present for Mum
- The Hole in the Sand

Australia: Emergent Levels 3-5

OXFORD
UNIVERSITY PRESS

How to get in touch:

web www.oxfordprimary.co.uk
 email schools.enquiries.uk@oup.com
 tel. +44 (0) 1536 452610
 fax +44 (0) 1865 313472

ISBN 978-0-19-848126-3



9 780198 481263



Series created by Roderick Hunt and Alex Brychta



Written by Roderick Hunt
Illustrated by Alex Brychta

lantilio Pertholey Primary School
Hillgrove Avenue, Mardy, Abergavenny
Telephone: (01873) 853746

BEFORE READING

Talk together

- Read the title and look at the picture. Talk about the things your child has found at the seaside.
- Ask your child to guess why the story is called *Put It Back*.
- Look through the book and talk about the pictures.

About the words in this book

- Your child should be able to sound out and blend some words, which may include:

**this had back on Dad
net Mum bit of shell**

- Some words may be more challenging. Encourage or model blending, then read the words below to your child if necessary.

she her he all
look said crab
hand sand come
see wood best
what hermit lives




DURING READING

Enjoy the story together. If your child needs support to read the words:


- Ask your child to point from left to right under each word whilst reading.
- Model how to sound out and blend new words if necessary.
- If a word is still too tricky, simply say the whole word for your child.
- Use the pictures to talk about the story and learn the meaning of new words.



See the inside back cover for more ideas.




“Look at this,” said Biff.




She had a crab in her hand.

“Put it back,” said Chip.



Biff put the crab back.

“Let’s look on the sand,” said Dad.



“Come and see this,” said Chip.

He had a net.



“Come and see this,” said Mum.

She had a bit of wood.




“Look at this shell,” said Kipper.

“This is the best of all.”



The shell had legs.

“Oh no!” said Kipper.
“What is it?”



“It’s a hermit crab,” said Dad.

“It’s a crab that lives in a shell.”



“Put it back,” said Kipper.

AFTER READING

- Look at the first page and ask: *What did Biff find?*
- On page 15, ask: *What was special about the shell that Kipper found?*
- Talk about why it is a good idea to put living things back where you found them.

Text © Roderick Hunt 2003
Illustrations © Alex Brychta 2003

First published 2003

This edition published 2011

ISBN 978-0-19-848126-3

All rights reserved. Photocopying of this book is prohibited.

10

Printed in China by Imago

Paper used in the production of this book is a natural, recyclable product made from wood grown in sustainable forests. The manufacturing process conforms to the environmental regulations of the country of origin.

**Oxford
OWL**

For teachers
Helping you with free eBooks, inspirational resources, advice and support

For parents
Helping your child's learning with free eBooks, essential tips and fun activities



www.oxfordowl.co.uk